

PTB 311E

4-in-1 Tablet Testing Instrument

The tablet testing instrument PTB 311E is a dual force mode hardness tester. It can be used for either linear force or linear speed increase while tablet hardness is tested. It offers a multiple point validation procedure for the built-in digital load cell. The instrument is made in strict compliance with the EP <2.9.8> and USP <1217> Pharmacopoeia.



Test Procedure

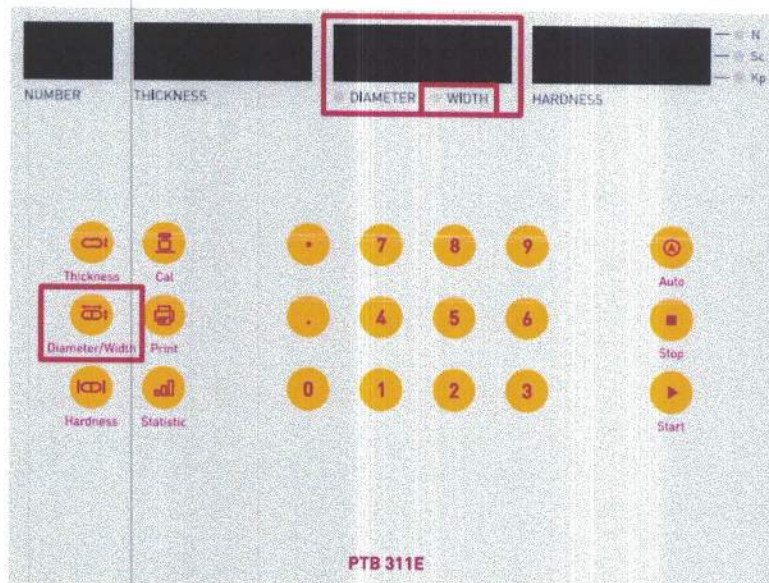
Enter the nominal test information for thickness, width, diameter (length) and hardness as well as a batch number via the PTB 311E keyboard. Now place the sample upright into the testing station and start the test. The jaw will move forward, touch and force the tablet at its highest point to measure the thickness, then reverse back so that the sample falls into a horizontal position. To measure the width of an oblong just rotate the tablet by hand so that the long side aligns with the force sensor. The jaw will move forwards against the force sensor and thereby detect the width of the sample in between. The jaw then returns to its home position. Now the tablet is positioned orthogonally to the force sensor to test its diameter (or length), immediately followed by its hardness (or tablet breaking force). The units to measure can be selected between mm or Inch, KP (Kilopond), N (Newton) or Sc (Strong Cobb).

Pharma Test Apparatebau AG
Siemensstr. 5
63512 HAINBURG
GERMANY

T: +49 6182 9532-600
F: +49 6182 9532-650
info@pharma-test.de
www.pharma-test.com
THE PHARMA TEST GROUP



The four results are immediately displayed. Diameter and width share a button and a display. A red LED light will indicate which function is activated, the display alternates between the values. Once the full series has been tested, a full print-out including each individual result, date, time, serial number of the instrument, batch number of the product tested, mean value and deviations of the test series can be printed via a connected PCL, ticket printer or dot-matrix printer.




In case you need to test hardness “only”, no problem; zero Thickness, Width and Diameter station and perform hardness tests only. For round tablets there is no need to enter any target value for width and this step and measurement can be skipped.

This flexibility and the reproducibility of the results have made the PTB 311E series a popular instrument and one of the bestselling tablet hardness testers worldwide.

Password Protected Settings

Important settings like date and time are now protected by a user definable password. This ensures that any important setting that could change the results or how the instrument operates is performed by an authorized user only. The calibration interval setting, and all measurement parameters are protected by password as well. Changing the force and length units, setting the speed mode, touch force and break detection as well as the test distance and fault force are now protected from access by a standard user to avoid making any changes by mistake. All adjustments need access via password, but performing a validation is still possible for every user. Also, any user can still perform their tests with the instrument and document the results by print-out. The serial output of results is locked behind the password and must be activated by an authorized user.



Operating Principle

In the existing USP and EP monographs there is no standard force setting or force increase mode established, but it is recommended to use a linear force increase rate of 20N/s. Different force settings usually cause problems when comparing results received by different supplier's instruments when testing the same tablet. The hardness result is directly influenced by the contact speed and force increase rate.

Faster operated test jaw means lower reproducibility and often higher results. To offer the possibility to select an operating mode which will offer you similar results as the instruments you may already use, select the force mode, linear force increase or linear speed increase and select the same or

similar rate. Also touch and detection force may be altered to suit the sample design specification. When the sample is touched the instrument switches to the selected mode and linear increasing rate.

Which Force Mode Should Be Selected?

For more than 10 years all Pharma Test hardness testing instruments offer the possibility to select either linear force or linear speed increase. Linear force increase is the recommended setting as it offers the most accurate control, as the rate of increase is directly controlled by the electronic load cell used to read the force. Also, it is quite simple to validate the correct and linear operation as a tablet having a hardness of 100 Newton will be broken within 5 seconds if 20N/s had been set as force increase rate. The test of "soft" tablets often requires an increase of the standard force setting, otherwise the sample gets deformed only but does not break.

Linear speed increase can also be used. Here the driving speed of the motor is kept linear. Actually, if the touching force is kept low there is not too much difference in results between the two systems, but it is very difficult to validate the linearity of the drive speed.

Example Test Report (A4 / Letter Format)

* Tablet Testing System PTB 311E-800 * Ver.01.12 E Page : 1				
Instrument Serial No. 000000				

Product :		Date :	31.08.2020	
Batch :	117	Time :	12:08:25	
Job :		Operator :		
Method :		Comment :		

	: Thickness :	Width :	Diameter :	Hardness : Setting
Th. value:	25.00 mm	: 10.00 mm	: 15.00 mm	: 800.0 N : 20.0 N/sec
----- Results -----				
No.	: Thickness :	Width :	Diameter :	Hardness
1	: 15.84 mm	: 9.76 mm	: 12.50 mm	: 72.2 N
2	: 14.90 mm	: 10.33 mm	: 15.28 mm	: 72.2 N

* S T A T I S T I C S *				

	: Thickness :	Width :	Diameter :	Hardness
Xmax	: 15.84 mm	: 10.33 mm	: 15.28 mm	: 72.2 N
Xmin	: 14.90 mm	: 9.76 mm	: 12.50 mm	: 72.2 N
Xdif	: 0.94 mm	: 9.76 mm	: 02.78 mm	: 0.0 N
Xmean	: 15.37 mm	: 10.05 mm	: 13.89 mm	: 72.2 N
Xabs	: 0.66 mm	: 1.97 mm	: 01.97 mm	: 0.0 N
Xrel	: 4.32 %	: 14.15 %	: 14.15 %	: 0.00 %
Xmean Abs:	-9.63 mm	: -1.11 mm	: -1.11 mm	: -727.8 N
Xmean Rel:	-38.52 %	: -7.40 %	: -7.40 %	: -90.97 %

Operator:	-----	-----	-----	
Released:	-----	-----	-----	
	Name	Signature	Date / Time	

Printed:	Time 12:09:45	Date 31.08.2020	Total Pages 1	

Example Test Report (Ticket Printer, Small Paper)

```

Tablet Testing System PTB311E-800
V01.11 E Instrument Serial No. 000000

Product :
Job      :
Method   :
Operator:
Batch    :      22222 Spd: 20.0 N/sec
Date     : 31.08.2020 Time: 17:04:13

          : Thick.: Width : Diam. : Hardn.
          : (mm) : (mm) : (mm) : (N)
Ref.V.    : 5.00 : 5.00 : 10.00 :250.0
-----Results-----
No.   1 : 6.02 : 5.21 : 10.81 :252.0
No.   2 : 5.82 : 5.43 : 11.03 :266.2
-----Statistics-----
          : Thick.: Width : Diam. : Hardn.
          : (mm) : (mm) : (mm) : (N)
Xmax    : 6.02 : 5.43 : 11.03 :266.2
Xmin    : 5.82 : 5.21 : 10.81 :252.0
Xdif    : 0.20 : 0.22 : 0.22 : 14.2
Xmean   : 5.92 : 5.32 : 10.92 :259.1
Xabs    : 6.02 : 5.21 : 10.81 :252.0
Xm Abs. : 0.92 : 0.94 : 0.94 :249.1
          : (%) : (%) : (%) : (%)
Xrel    : 2.39 : 2.98 : 2.98 : 3.88
Xm Rel. : 18.40 : 18.70 : 18.70 :> +99

Operator: -----
Released: -----
          Name/Signature   Date / Time

Printed: Date 31.08.2020 Time 17:05:10

```


PTB 311E supports printing both on standard A4/letter paper as well a ticket printer using paper rolls.

**PT-Node Network Adapter for Printing and Data Transfer**

PT-Node is an adapter that connects up to two Pharma Test instruments simultaneously to a network using a wired LAN connection. This way you can print test results from the instrument via your web browser on any local or network printer. Furthermore, it is possible to transfer the test results from the instruments to external systems in the same network. PT-Node supports PTB 311E.

Calibration and Validation


The current USP Pharmacopeia requires the force sensor of a tablet hardness testing instrument to be calibrated periodically over the complete measuring range (or the range used for measuring samples) with a precision of 1N. All Pharma Test tablet hardness testing instrument can be statically calibrated over the complete measuring range using different traceable counterweights. All instruments support the checking of at least three different points during calibration to prove the linearity of the force sensor.



Furthermore, Pharma Test offers the PT-MT3 magnetic tablets to calibrate the breakpoint detection of the whole tablet hardness testing instrument (force sensor and mechanics of the instrument). All Pharma Test tablet hardness testing instruments are fully compliant to the requirements of the current USP Pharmacopeia. The PTB 311E offers a built-in calibration and validation program for the hardness test station. To validate the hardness test station the PT-MT3 magnetic tablet or different certified weights are used. Use the PT-MT3 to qualify the correct breakpoint detection, the PT-MT3 instrument works like a tablet, it withstands force and after "breaks".

For the thickness and diameter station, certified reference blocks are used for both calibration and adjustment. Weight sets are used to calibrate and adjust the force sensor (load cell) of the instrument over the complete measuring range. For the two-point adjustment (zero and reference) of the load cell inside the hardness station a certified reference weight of 10 kg is used. For validation purposes the use 5 up to 30kg certified weights is recommended. All adjustment and calibration results can be printed and countersigned.

To prove the linearity of the instrument, the operator can program a print-out of the force curve recorded during a test. This will show the linear increase of the adjusted force mode. Also, different weights, like the PTB-CAL15 and PTB-CAL30 weight sets which include 5, 10, 15kg and 30kg (PTB-CAL30) using two additional 10kg weights for total 50kg, may be placed onto the load cell or the PT-MT and can be used to validate the linearity. Using the parallel port, a PCL, ticket printer or dot-matrix printer can be added and using the RS-232 serial interface, all results can be transmitted to external systems.



Advantages

- » Select either linear force or linear speed increase (dual mode selection)
- » Stepless adjustment of the force or speed increasing rate
- » Entry of time and date password protected
- » Enter a 12-digit batch number
- » Automatic re-start facility to speed up the testing sequence
- » Documentation of all results using a separate PCL or dot-matrix printer
- » Validation and calibration program for the measurement station
- » Dual point adjustment of the load cell for the hardness test station
- » Multiple point validation (calibration) up to 30 or 50kg
- » Programmable print-out of force increase curve
- » Data transfer via RS-232 interface
- » Hardness testing in compliance with the EP <2.9.8> and USP <1217> Pharmacopoeia
- » Test program for soft gelatin capsule testing by setting up a testing distance

Features

- » Fully USP <1217> and EP <2.9.8> compliant
- » Measure hardness, diameter (or length), width and thickness of tablets
- » De-activate any measurement not required for a particular test
- » Dual force mode instrument with linear speed and linear force increase modes
- » Multiple point validation procedure built-in
- » Programmable print-out of force increase curve
- » Set to test tension strength of oblongs and caplets available

Standard Scope of Supply

The PTB 311E/ 311E-500 /311E-800 comes ready to use with the following standard scope of supply:


- » Standard Jaw set to allow hardness test of all size and shape samples
- » Broken Sample collector
- » Comprehensive documentation folder including:
 - » User manual
 - » QC/DQ testing certificate
 - » IQ documentation
 - » OQ documentation
 - » Conformity Declaration
 - » CE/EMC Declaration
 - » Instrument logbook

Options

In addition to the standard scope of supply Pharma Test offers a broad range of accessories and options including:

- » 500N (PTB 311E-500) and 800N (PTB 311E-800) extended force range
- » Recommended spare part set
- » Full range of certified validation tools available

- » Tension test set to test break line force of shaped tablets



Tension Strength Test Set to test tablets having a break-line (29-28550/52/53/55)

Technical Specifications

Parameter	Specification
Hardness testing range	PTB 311E: 5.0 – 300.0 N \pm 10 N PTB 311E-500: 10.0 – 500.0 N \pm 50 N PTB 311E-800: 10.0 – 800.0 N \pm 50 N
Hardness accuracy	Better than \pm 1 N
Hardness resolution	0.1 N
Thickness testing range	2.00 – 45.00 mm
Thickness accuracy	Better than \pm 0.02 mm
Width testing range	2.00 – 45.00 mm
Width accuracy	Better than \pm 0.02 mm
Diameter testing range	2.00 – 45.00 mm
Diameter accuracy	Better than \pm 0.02 mm
Thickness, width & diameter resolution	0.01 mm
Measuring units	Thickness, width and diameter selectable between millimeter (mm) and inches (IN); Hardness selectable between Newton (N), Kilopond (kp) and Strong Cobb (Sc)
Force mode	Selectable: linear force increase or linear speed increase
Force rate	PTB 311E and PTB 311E-500: 5 – 200 N/sec. (linear force increase); PTB 311E-800: 10 – 200 N/sec. (linear force increase) or 5 – 200mm/Min. (linear speed increase)
Interface	RS-232 serial port to connect a PC or Epson TM-U220B ticket printer, parallel port for A4 printer connection
Instrument housing	Stainless steel (304) to meet GLP requirements
Power	115 Volt AC or 230 Volt AC, 50/60 Hz
Current consumption	0,15 A at 230 V; 0,30 A at 115 V; 35 W
Main fuse	2 x T1,0 A
Installation requirements	Ambient Temperature 15-35 °C Relative Humidity 15-80 %rH Desk with at least 50 kg working load. All around the instrument at least 10 cm free distance to walls or other equipment. Free access to the mains power plug and switch.
Instrument dimensions	Approx. 260 x 500 x 260 mm (Length x Width x Height)
Packaging dimensions	Approx. 310 x 660 x 420 mm (Length x Width x Height)
Net / gross weight	Approx. 9,5 kg / 12,5 kg (without optional accessories)
Certification	All components certified to USP / EP requirements
CE / EMC certification	All CE / EMC Certification provided
Validation	All IQ & OQ documents included

We reserve the right to make technical changes without any prior notice.